

# Update classification team Netherlands and Flanders

Addy Moree | April 2024



## We started in 2021 with registration of animals with cramp and spastic paresis

- Crampy 103x (29 with genotype)
- Spastic paresis 527x (214 with genotype)

## % of female offspring / sire

Sire	% of female offspring born in 2019-2023 with cramp / sire
A	0,07
B	0,05
C	0,03
D	1,06
E	0,11
F	2,13
G	0,15
H	0,10

Sire	% of female offspring born in 2019-2023 with spastic paresis / sire
I	0,31
J	0,81
K	0,09
L	0,73
M	0,11
N	0,80
O	0,17
P	0,25
Q	0,34
R	0,16
S	0,13
T	0,21

## % heifers with spastic paresis in the classification system

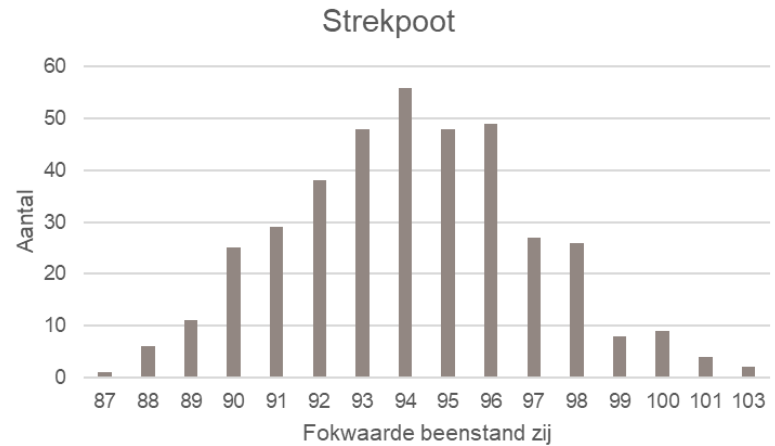
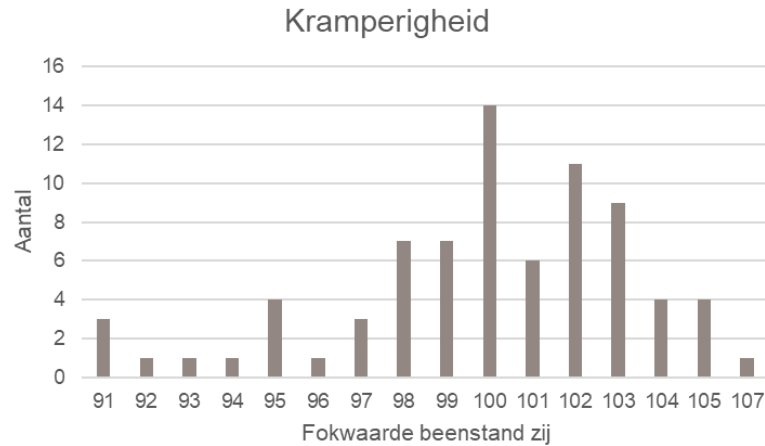
**1.092.723**  
heifers  
classified

**3119**  
with legs  
side view =  
1 and feet  
and  
legscore <  
73

**0,29%**  
heifers with  
spastic  
paresis

# Breeding value: legs side view

Spastic paresis: lower breeding value for side view



# Observations

Percentage of female offspring / sire are very low

Heifers with paresis are lower in the breeding value for legs side view

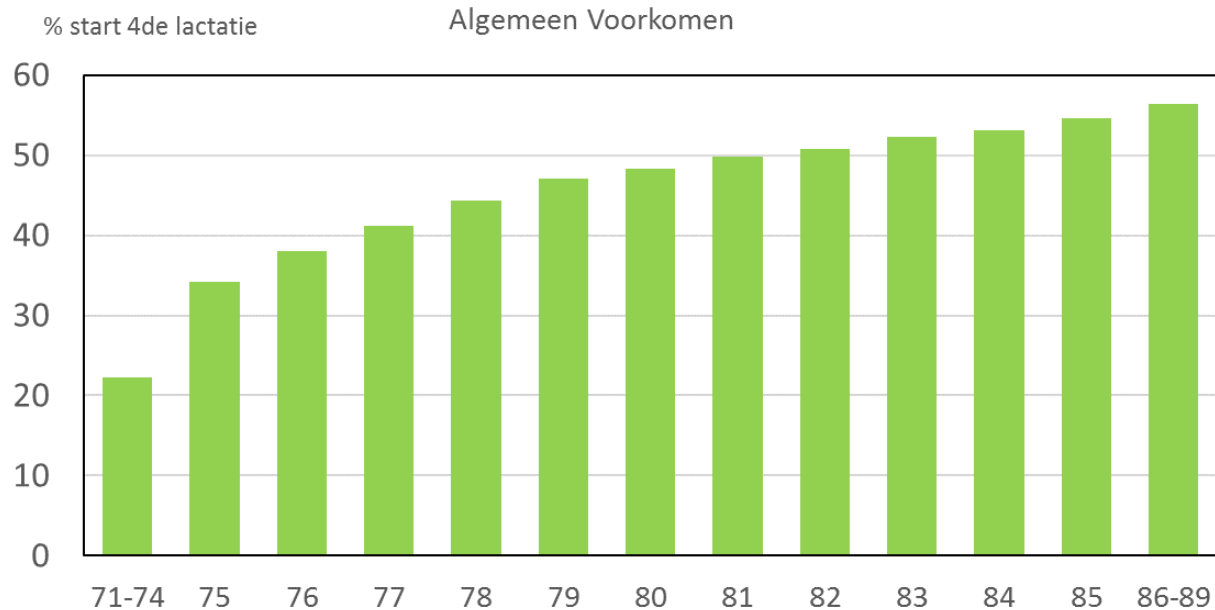
We need more data for conclusions

# Final score type and milkproduction

Algemeen Voorkomen als vaars		71-74	75-79	80-84	85-89
Lactatie 1	Kg melk	7.613	7.942	8.325	9.093
	Kg vet +eiwit	592	617	643	688
	Lactatiewaarde	98	102	105	108
Lactatie 2	Kg melk	9.074	9.380	9.781	10.582
	Kg vet +eiwit	712	737	765	813
	Lactatiewaarde	95	98	100	101
Lactatie 3	Kg melk	9.635	9.988	10.403	11.169
	Kg vet +eiwit	759	786	814	860
	Lactatiewaarde	92	95	96	98
Lactatie 4	Kg melk	9.465	9.980	10.416	11.077
	Kg vet +eiwit	747	787	818	859
	Lactatiewaarde	91	95	97	98
Lactatie 5	Kg melk	9.200	9.796	10.158	10.792
	Kg vet +eiwit	714	764	789	827
	Lactatiewaarde	89	93	95	95

\* Berekening lactatiewaarde is per september 2020 aangepast, en daarmee is lactatiewaarde tussen lactaties niet direct vergelijkbaar

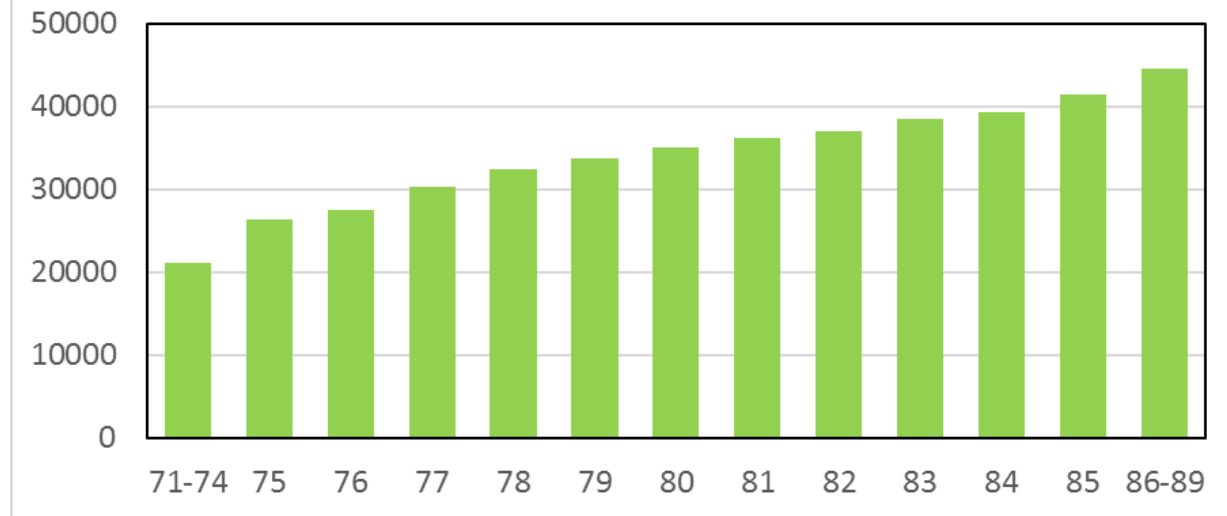
# Final score and % start in the 4th lactation





# Final score and lifetime production

kg melk levensproductie



Kenmerk	71-74	75	76	77	78	79	80	81	82	83	84	85	86-89
Kg milk	21.06	26.41	27.52	30.30	32.47	33.73	34.98	36.27	37.01	38.47	39.37	41.43	44.55
	1	7	1	8	6	3	0	4	0	8	1	3	7
Kg fat + protein	1.666	2.084	2.180	2.398	2.573	2.671	2.763	2.865	2.919	3.025	3.084	3.233	3.437

