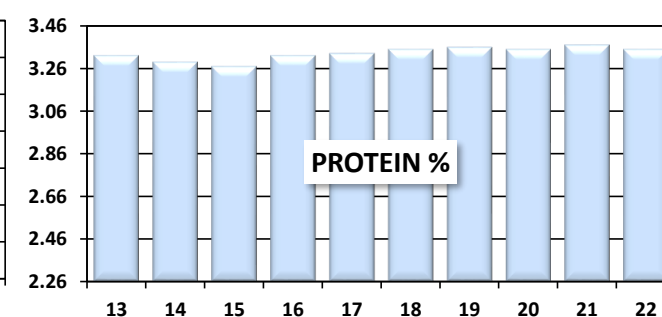
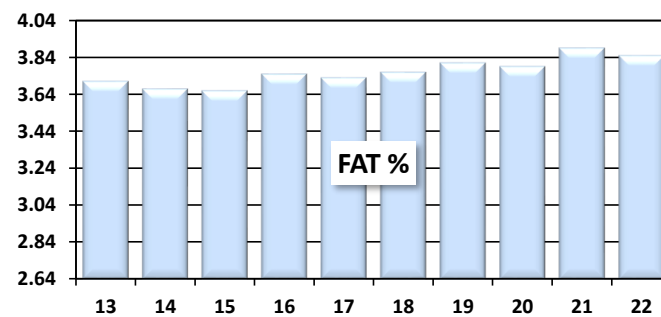
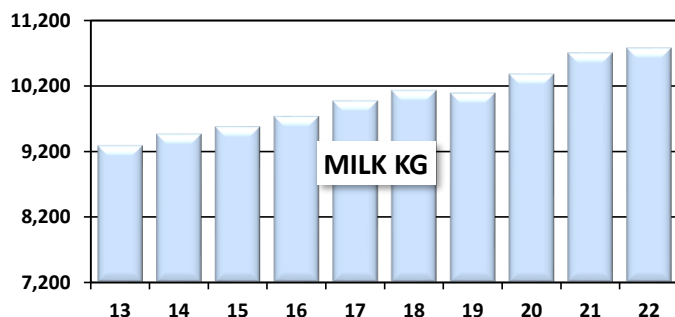
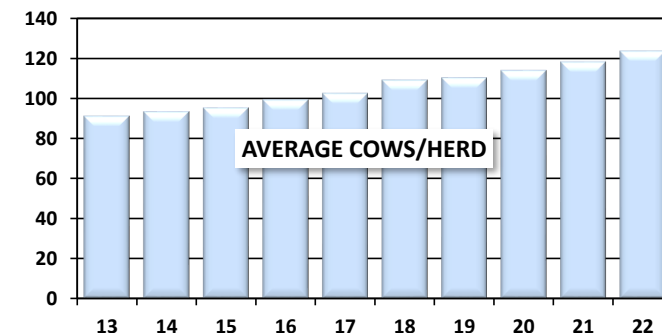
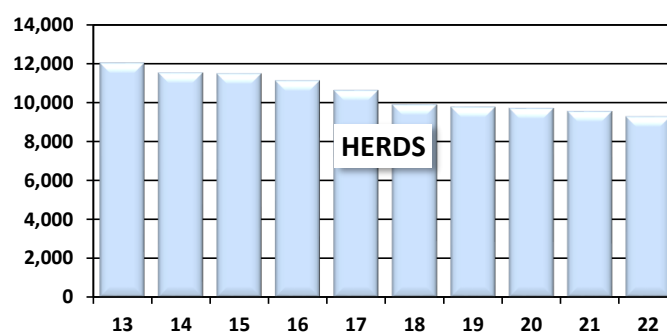
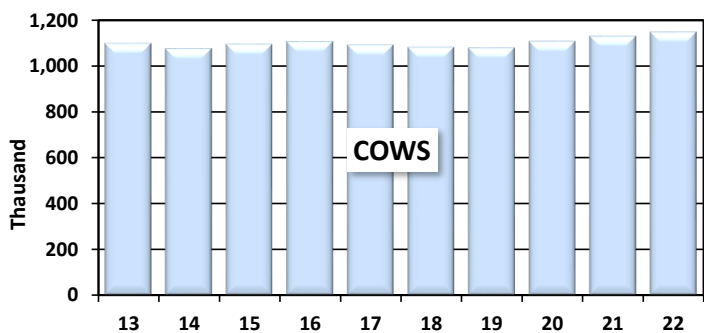




AVERAGE MILK/FAT/PROTEIN

PRODUCTION OF RECORDED ITALIAN HOLSTEINS 2022

YEAR	TOTAL NUMBER		PHENOTYPIC TREND			AVERAGE COWS/HERD
	HERDS	COWS	MILK KG	FAT %	PROTEIN %	
2013	12,036	1,099,342	9,293	3.71	3.32	91
2014	11,517	1,076,181	9,472	3.67	3.29	93
2015	11,477	1,095,576	9,582	3.66	3.27	95
2016	11,123	1,106,461	9,742	3.75	3.32	99
2017	10,629	1,091,652	9,980	3.73	3.33	103
2018	9,896	1,081,855	10,136	3.76	3.35	109
2019	9,769	1,079,338	10,097	3.81	3.36	110
2020	9,711	1,107,536	10,386	3.79	3.35	114
2021	9,552	1,130,734	10,710	3.89	3.37	118
2022	9,280	1,148,844	10,786	3.85	3.35	124



DATA ON MILK RECORDING DIFFER FROM DATA ON DELIVERED MILK BY 0.3%. AVERAGE DELIVERED MILK (YEAR 2022)

FAT % 3.97

PROTEIN % 3.45